



C B Management Services (P) Limited

P-22, Bondel Road Kolkata 700 019
Telephone : 40116700/22806692-93-94/2486
Fax : (033) 2287 0263
E-mail : rta@cbmsl.com
Website : www.cbmsl.com

Date: January 5, 2015



TO WHOM IT MAY CONCERN

This is to certify that the total Issued and Paid-up Equity Share Capital of **India Carbon Limited** as on 31st December, 2014 is Rs. 2,65,00,000/- comprising of 26,50,000 fully Paid-up Equity Shares of F.V. Rs. 10/- each.

The distributions of share are as follows:-

HOLDING TYPE	NO. OF FOLIOS	NO. OF SHARES AS ON 31.12.2014	% OF SHARES (under each holding category)
PHYSICAL	3057	1371263	51.75
NSDL	1150	1250526	47.19
CDSL	257	28211	1.06
TOTAL	4464	2650000	100.00

C B MANAGEMENT SERVICES (P) LIMITED



REGISTRARS

Introductory sub-table (I)(a)

Name of the Company : INDIA CARBON LIMITED			
Scrip Code : CSE : 19205			
Name of the scrip :			
Class of security : EQUITY			
Quarter ended : 31.12.2014			
Partly paid-up shares:-			
	No. of partly paid-up shares	As a % of total no. of partly paid-up shares	As a % of total no. of shares of the company
Held by promoter/promoter group	0	0.00	0.00
Held by public	0	0.00	0.00
Total - D	0	0.00	0.00
Outstanding convertible securities:-			
	No. of outstanding securities	As a % of total no. of outstanding convertible securities	As a % of total no. of shares of the company, assuming full conversion of the convertible securities
Held by promoter/promoter group	0	0.00	0.00
Held by public	0	0.00	0.00
Total - E	0	0.00	0.00
Warrants:-			
	No. of warrants	As a % of total no. of warrants	As a % of total no. of shares of the company, assuming full conversion of warrants
Held by promoter/promoter group	0	0.00	0.00
Held by public	0	0.00	0.00
Total - F	0	0.00	0.00
Total paid-up capital of the company, assuming full conversion of warrants and convertible securities	Rs.26500000/- (2650000 shares of Rs.10/- each)		

CD Management Services (P) LTD.



Registrar

Statement Showing Shareholding Pattern

Quarter Ended : 31.12.2014

Category code	Category of Shareholder	Number of Shareholders	Table I(a)		Total shareholding as a percentage of total number of shares		Shares Pledged or otherwise encumbered	
			Total number of shares	Number of shares held in dematerialized form	As a percentage of (A+B) ¹	As a percentage of (A+B+C)	Number of shares	As a percentage
(I)	(II)	(III)	(IV)	(V)	(VI)	(VII)	(VIII)	(IX) = (VIII)/(IV)*100
(A)	Shareholding of Promoter and Promoter Group²						N.A	N.A
1	Indian							
(a)	Individuals/ Hindu Undivided Family	7	257323	244135	9.71	9.71		
(b)	Central Government/ State Government(s)							
(c)	Bodies Corporate							
(d)	Financial Institutions/ Banks							
(e)	Any Others(Specify)							
(e-i)								
(e-ii)								
	Sub Total(A)(1)	7	257323	244135	9.71	9.71	0	0.00
2	Foreign							
a	Individuals (Non-Residents Individuals/ Foreign Individuals)							
b	Bodies Corporate							
c	Institutions							
d	Qualified Foreign Investor							
e	Any Others(Specify)							
(e-i)								
(e-ii)								
	Sub Total(A)(2)	0	0	0	0.00	0.00	0	0.00
	Total Shareholding of Promoter and Promoter Group (A)= (A)(1)+(A)(2)	7	257323	244135	9.71	9.71	0	0.00
(B)	Public shareholding						N.A	N.A
1	Institutions							
(a)	Mutual Funds/ UTI							
(b)	Financial Institutions/ Banks	7	496	148	0.02	0.02		
(c)	Central Government/ State Government(s)							
(d)	Venture Capital Funds							
(e)	Insurance Companies	5	14769	14472	0.56	0.56		
(f)	Foreign Institutional Investors							
(g)	Foreign Venture Capital Investors							
(h)	Qualified Foreign Investor							
(i)	Any Other (specify)							
(i-i)								
(i-ii)								
	Sub-Total (B)(1)	12	15265	14620	0.58	0.58	0	0.00

CD INVESTMENT SERVICES (P) LTD.



Registrar

B 2	Non-institutions						N.A	N.A
(a)	Bodies Corporate	73	1097252	813020	41.41	41.41		
(b)	Individuals							
I	Individuals -i. Individual shareholders holding nominal share capital up to Rs 1 lakh	4337	386190	167938	14.57	14.57		
II	ii. Individual shareholders holding nominal share capital in excess of Rs. 1 lakh.	3	75997	20097	2.87	2.87		
(c)	Qualified Foreign Investor							
(d)	Any Other (specify)							
(d-i)	NRJ/ OCB	28	5463	4277	0.21	0.21		
(d-ii)	Clearing Member							
(d-iii)	TRUST	2	133	133	0.00	0.00		
(d-iii)	Foreign Body Corporate	2	812377	14517	30.66	30.66		
	Sub-Total (B)(2)	4445	2377412	1019982	89.71	89.71	0	0.00
(B)	Total Public Shareholding (B)= (B)(1)+(B)(2)	4457	2392677	1034602	90.29	90.29	0	0.00
	TOTAL (A)+(B)	4464	2650000	1278737	100.00	100.00	0	0.00
(C)	Shares held by Custodians and against which Depository Receipts have been issued							
1	Promoter and Promoter Group							
2	Public							
	Sub-Total (C)	0	0	0	0.00	0.00	0	0.00
	GRAND TOTAL (A)+(B)+(C)	4464	2650000	1278737	100.00	100.00	0	0.00

CD MANAGEMENT SERVICES (P) LTD.

Arshy
Rajiv

SL. No.	Notes

ES MANAGEMENT SERVICES (P) LTD.

Qushy
Rajiv


(D)(C)(U) Statement showing holdings of securities (including shares, warrants, convertible securities) of persons belonging to the category "Public" and holding more than 1% of the total number of shares

Quarter Ended : 30.09.2014

Sr. No.	Name of the shareholder	Number of shares held	Shares as a percentage of total number of shares (i.e., Grand Total (A)+(B)+(C) indicated in Statement at para (I)(a) above)	Details of warrants		Details of convertible securities		Total shares (including shares underlying shares assuming full conversion of warrants and convertible securities) as a % of diluted share capital
				Number of warrants held	As a % total number of warrants of the same class	Number of convertible securities held	% w.r.t total number of convertible securities of the same class	
1	Oxbow Calcining LLC (*) PAN : AABCO1561E	812377	30.65	0	0.00	0	0.00	30.65
2	Subhag Mercantile Pvt. Ltd. (*) PAN : AAGCS5173D	289638	10.93	0	0.00	0	0.00	10.93
3	Tower Investment & Trading Co Ltd. (*) PAN : AABCT1076F	104176	3.93	0	0.00	0	0.00	3.93
4	Kallol Investments Ltd. PAN : AABCK1570H	145250	5.48	0	0.00	0	0.00	5.48
5	Goneril Investment & Trading Co. Ltd PAN : AAACG9333K	110540	4.17	0	0.00	0	0.00	4.17
6	Jyotsna Investment Co.Ltd. PAN : AABCJ2535P	94680	3.57	0	0.00	0	0.00	3.57
7	Fund Flow Investment & Trading Co Ltd PAN : AAACF4255H	111984	4.23	0	0.00	0	0.00	4.23
8	Gulmohur Trading Co Pvt Ltd PAN : AABCG6884G	100037	3.78	0	0.00	0	0.00	3.78
9	B H Enterprises Pvt.Ltd. PAN : AACCB0880C	39076	1.48	0	0.00	0	0.00	1.48
10	Vivek Himatsingka PAN:	35000	1.32	0	0.00	0	0.00	1.32
TOTAL		1842758	69.54	0	0.00	0	0.00	69.54
Note : (*) - More than one folio clubbed								

CB MANAGEMENT SERVICES (P) LTD.

Anthony
Rao



CB Management Services (P) Limited

P-22, Boredal Road, Kolkata 700 019
 Telephone : 40116700/22806692-93-94/2486
 Fax : (033) 2287 0283
 E-mail : ra@cbmsl.com
 Website : www.cbmsl.com

TED

Period 01.10.2014 TO 31.12.2014

Particulars	Non-receipt of Refund Pay Orders/Debiture Redemption/Deb. Interest			Others			Total
	From Shareholder	From SEBI	From other Statutory Authorities	From Shareholder	From SEBI	From other Statutory Authorities	
From Statutory Authorities	NIL	NIL	NIL	NIL	NIL	NIL	NIL
From Shareholder	NIL	NIL	NIL	NIL	NIL	NIL	NIL
From SEBI	NIL	NIL	NIL	NIL	NIL	NIL	NIL
From other Statutory Authorities	NIL	NIL	NIL	NIL	NIL	NIL	NIL
Total	NIL	NIL	NIL	NIL	NIL	NIL	NIL

for CB Management Services (P) Ltd.

