



C B Management Services (P) Limited

P-22, Bondel Road Kolkata 700 019
Telephone : 40116700/22806692-93-94/2486
Fax : (033) 2287 0263
E-mail : rta@cbmsl.com
Website : www.cbmsl.com

Date: October 4, 2016

TO WHOM IT MAY CONCERN



This is to certify that the total Paid-up Equity Share Capital of **India Carbon Limited** (CIN : L23101AS1961PLC001173) as on 30th September, 2016 is Rs. 2,65,00,000/- comprising of 26,50,000 fully Paid-up Equity Shares of F.V. Rs. 10/- each.

The distributions of share are as follows:-

HOLDING TYPE	FOLIOS AS ON 30.09.2016		SHARES AS ON 30.09.2016	
	No. of Folios	% to Total	No. of Shares	% to Total
PHYSICAL	3042	68.05	1369951	51.70
NSDL	1147	25.66	1249899	47.17
CDSL	281	6.29	30150	1.13
TOTAL	4470	100.00	2650000	100.00

Further we confirm that no valid DEMAT/REMAT Request of the Company is lying pending with us beyond the stipulated time limits as specified by statutory/regulatory authorities as of close of business of 30th September, 2016.

C B MANAGEMENT SERVICES (P) LIMITED



REGISTRAR


INDIA CARBON LIMITED


STATUS OF COMPLAINT FOR THE PERIOD 01.07.2016 TO 30.09.2016

	<u>Non receipt of Dividend</u>			<u>Non receipt of share certificate</u>			<u>Non-receipt of Annual Reports etc</u>			<u>Non-receipt of Refund Pay Orders/Debtenture Redemption/Deb. Interest</u>			<u>Others</u>			<u>Total</u>
	From Share-holder	From SEBI	From other Statutory Authorities	From Share-holder	From SEBI	From other Statutory Authorities	From Share-Holder	From SEBI	From other Statutory Authorities	From Share-holder	From SEBI	From other Statutory Authorities	From Share-holder	From SEBI	From other Statutory Authorities	
Pending as on 30.06.2016	NIL	NIL	NIL	NIL	NIL	NIL	NIL	NIL	NIL	NIL	NIL	NIL	NIL	NIL	NIL	NIL
Received During the Quarter	NIL	NIL	NIL	NIL	NIL	NIL	NIL	NIL	NIL	NIL	NIL	NIL	NIL	NIL	NIL	NIL
Redressed During the Quarter	NIL	NIL	NIL	NIL	NIL	NIL	NIL	NIL	NIL	NIL	NIL	NIL	NIL	NIL	NIL	NIL
Pending as on 30.09.2016	NIL	NIL	NIL	NIL	NIL	NIL	NIL	NIL	NIL	NIL	NIL	NIL	NIL	NIL	NIL	NIL

NOTE : Please include complaints appearing on your SCORES portal, if any

Prepared by :  CB Management Services (P) Ltd.
 User-80/D/CBMSL-1/INVESTOR_COMPLAINT/ 30.09.2016

for CB Management Services (P) Ltd.

Kuntal Mustafi
 Manager



INDIA CARBON LIMITED
Format of Holding of Specified Securities

- 1 Name of the Listed entity : **INDIA CARBON LIMITED**
- 2 Scrip Code /Name of Scri/ Class of Security CSE: 19205
- 3 Share Holding Pattern filed under Reg 31(1)(b) for Quarter ended 30-Sep-16
- 4 **DECLARATION** : The Listed Entity is required to submit the following declaration to the extent

of Submission of information :

Particulars

- 1 Whether the Listed Entity has issued any partly paid up shares ? NO
- 2 Whether the Listed Entity has issued any Convertible Securities or Warrants ? NO
- 3 Whether the Listed Entity has any shares against which Depository receipts are issued ? NO
- 4 Whether the Listed Entity has any shares in locked-in ? NO
- 5 Whether any shares held by Promoters are pledged or otherwise encumbered ? NO
- 6 Whether the Listed entity has issued any differential voting rights? NO



TABLE I : Summary Statement of holding of Specified Securities

Category	Category of Shareholder	No of shareholders	No of fully paid up equity shares held	No of partly paid-up shares held	No of shares underlying depository Receipts	Total No of shares held (vii) = (iv) + (v) + (vi)	Shareholding as a % of total no of shares (as a % of A+B+C2)	Number of Voting Rights held in each class of securities			No of shares underlying outstanding convertible securities (including warrants)	Shareholding as a % assuming full conversion of convertible securities (as a % of diluted share capital A+B+C2) (xi) = (vii) + (x)	Number of Locked in shares	Number of shares pledged or otherwise encumbered	Number of equity shares held in dematerialised form
								No of voting rights		Total as a % of A+B+C					
								Class	Class		Total		(xii) = (vii) + (xi)	(xiii) = (vii) + (xii)	(xiv)
A	Promoter & Promoter Group	7	257323	0	0	257323	9.71	257323	0	257323	9.71	0	0	0	244135
B	Public	4463	2392677	0	0	2392677	90.29	2392677	0	2392677	90.29	0	0	0	1035914
C	Non Promoter - Non Public	NA	NA	NA	NA	NA	NA	NA	NA	NA	NA	NA	NA	NA	NA
C1	Shares underlying DRS	NA	NA	NA	NA	NA	NA	NA	NA	NA	NA	NA	NA	NA	NA
C2	Shares held by Employee Trusts	NA	NA	NA	NA	NA	NA	NA	NA	NA	NA	NA	NA	NA	NA
Total		4470	2650000	0	0	2650000	100.00	2650000	0	2650000	100.00	0	0	0	1280049

Note : Promoter and Promoter Group shall have the same meaning as defined under SEBI (Issue of Capital and Disclosure Requirements) Regulations, 2009



TABLE II : Statement showing Shareholding Pattern of Promoter and Promoter Group

Category and Name of the Shareholders	PAN	No of shareholders	No of fully paid up equity shares held	No of partly paid-up shares held	No of shares underlying Depository Receipts	Total No of shares held (IV+V+VI)	Shareholding % calculated as per SCRR 1957 As a % of (A+B+C2)	No of voting rights			No of shares underlying convertible securities (including warrants)	Shareholding as a % assuming full conversion of convertible securities (as a % of diluted share capital A+B+C2) XI = (VII+X) as a % of (A+B+C2)	Number of Locked in shares (XII)	Number of shares pledged or otherwise encumbered (XIII)	Number of equity shares held in dematerialised form (XIV)	
								Class X	Class Y	Total as a % of total voting rights						
1 Indian																
(a) Individuals/ HUF																
a) RAKESH HIMATSIINGKA	AARPH8054L	2	10445	0	0	10445	0.39	10445	0	10445	0	0.39	0	0	0.00	2445
b) ANITA HIMATSIINGKA	AATPH7918M	1	133415	0	0	133415	5.03	133415	0	133415	0	5.03	0	0	0.00	133415
c) MAALIKA HIMATSIINGKA	AASPH3214R	2	24975	0	0	24975	0.94	24975	0	24975	0	0.94	0	0	0.00	19787
d) SONAL H MODI	AASPH3215Q	1	36492	0	0	36492	1.38	36492	0	36492	0	1.38	0	0	0.00	36492
e) SHAURYA VEER HIMATSIINGK	ABAPH9832J	1	51996	0	0	51996	1.96	51996	0	51996	0	1.96	0	0	0.00	51996
		7	257323	0	0	257323	9.71	257323	0	257323	0	9.71	0	0	0	244135
(b) Central/State Governments																
(c) Financial Institutions/Banks																
(d) Any Other (specify)																
Sub-Total (AX1)		7	257323	0	0	257323	9.7103	257323	0	257323	0	9.7103	0	0	0	244135
2 Foreign																
(a) Individuals (NRI/Foreign)																
(b) Government																
(c) Institutions																
(d) Foreign Portfolio Investor																
(e) Any other																
Sub-Total (AX2)		0	0	0	0	0	0.00	0	0	0	0	0.00	0	0	0.00	0
Total Shareholding of Promoter and Promoter Group																
(A) = (AX1) + (AX2)		7	257323	0	0	257323	9.71	257323	0	257323	0	9.71	0	0	0.00	244135

Note :

- PAN Would not be displayed on website of stock exchanges
- The term "encumbrance" has the same meaning as assigned under Regulation 28(3) of SEBI (Substantial Acquisition of Shares and Takeovers) Regulations, 2011



TABLE III : Statement showing Shareholding Pattern of Public shareholder

	(i) Category and Name of the Shareholders	(ii) PAN	(iii) No of shareholders	(iv) No of fully paid up equity shares held	(v) No of partly paid-up shares held	(vi) No of shares underlying Depository Receipts	(vii) Total No of shares held VII = [(iv)+(v)+(vi)]	(viii) Shareholding % calculated as per SCRR 1957 As a % of (A+B+C2)	(ix) Number of Voting Rights held in each class of securities		(x) No of shares underlying outstanding convertible securities (including	(xi) Total Shareholding as a % assuming full conversion of convertible securities (as a % of diluted share	(xii) Number of Locked in shares		(xiii) Number of shares pledged or otherwise encumbered	(xiv) Number of equity shares held in dematerialised form
									Class	No of voting rights Class Total			Total as a % of total voting rights	(a) No		
1	Institutions															
	(a) Mutual Funds															
	(b) Venture Capital Funds															
	(c) Alternate Investment Funds															
	(d) Foreign Venture Capital Investors															
	(e) Foreign Portfolio Investors															
	(f) Financial Institutions/Banks		7	496	0	0	496	0.02	496	0	0	0.02	0	0.00	0	0.00
	(g) Insurance Companies		5	14769	0	0	14769	0.56	14769	0	0	0.00	0	0.00	0	0.00
	(h) Provident /Pension Funds															
	(i) Any Other (specify)															
	Sub-Total (g)(1)		12	15265	0	0	15265	0.58	15265	0	0	0.02	0	0.00	0	0.00
2	Central/State Government/ President of India															
	Sub-Total (g)(2)		0	0	0	0	0	0.00	0	0	0	0.00	0	0.00	0	0.00



