



TM

C B Management Services (P) Limited

P-22, Bondel Road, Kolkata-700 019

Telephones 4011 6700/2280 6692/2282 3643/2287 0263

Fax 4011 6739

E-mail : rta@cbmsl.com

website : www.cbmsl.com

CIN : U74140WB1994PTC062959

CBMSL/CL-35

8th July, 2014**The Secretary**

India Carbon Ltd.

Temple Chambers, 4th Floor

6, Old Post Office Street

Kolkata – 700 001

Dear Sir,

Re: Shareholding Pattern (New format) as on 30.06.2014

We enclose herewith following reports for your perusal and necessary action:-

1. Shareholding pattern under cl.35 of the Listing Agreement as on 30.06.2014..
2. Status of Investor complaints as on 30.06.2014.

We further give below the shareholding of physical & D'mat shareholders as on 30.06.2014:-

	No. of shareholders	No. of shares	Percentage to the issued shares
Physical	3071	1372779	51.80
NSDL	1158	1251018	47.21
CDSL	239	26203	0.99
TOTAL	4468	2650000	100.00


Thanking you,

Yours faithfully,

C B MANAGEMENT SERVICES (P) LTD.
REGISTRARS

Introductory sub-table (I)(a)

Name of the Company : INDIA CARBON LIMITED			
Scrip Code : CSE : 19205			
Name of the scrip :			
Class of security : EQUITY			
Quarter ended : 30.06.2014			
Partly paid-up shares:-			
	No. of partly paid-up shares	As a % of total no. of partly paid-up shares	As a % of total no. of shares of the company
Held by promoter/promoter group	0	0.00	0.00
Held by public	0	0.00	0.00
Total - D	0	0.00	0.00
Outstanding convertible securities: No. of outstanding securities			
		As a % of total no. of outstanding convertible securities	As a % of total no. of shares of the company, assuming full conversion of the convertible securities
Held by promoter/promoter group	0	0.00	0.00
Held by public	0	0.00	0.00
Total - E	0	0.00	0.00
Warrants:-			
	No. of warrants	As a % of total no. of warrants	As a % of total no. of shares of the company, assuming full conversion of warrants
Held by promoter/promoter group	0	0.00	0.00
Held by public	0	0.00	0.00
Total - F	0	0.00	0.00
Total paid-up capital of the company, assuming full conversion of warrants and convertible securities	Rs.26500000/- (2650000 shares of Rs.10/- each)		

BY  REGISTRARS

Registrars

Statement Showing Shareholding Pattern


Category code	Category of Shareholder	Number of Shareholders	Table (I)(a)			Total shareholding as a percentage of total number of shares		Shares Pledged or otherwise encumbered	
			Total number of shares	Number of shares held in dematerialized form	As a percentage of (A+B) ¹	As a percentage of (A+B+C)	Number of shares	As a percentage	
(I)	(II)	(III)	(IV)	(V)	(VI)	(VII)	(VIII)	(IX) = (VII)/(IV)*100	
(A)	Shareholding of Promoter and Promoter Group²						N.A	N.A	
1	Indian								
(a)	Individuals/ Hindu Undivided Family	7	257323	244135	9.71	9.71			
(b)	Central Government/ State Government(s)								
(c)	Bodies Corporate								
(d)	Financial Institutions/ Banks								
(e)	Any Others(Specify)								
(e-i)									
(e-ii)									
	Sub Total(A)(1)	7	257323	244135	9.71	9.71	0	0.00	
2	Foreign								
a	Individuals (Non-Residents Individuals/ Foreign Individuals)								
b	Bodies Corporate								
c	Institutions								
d	Qualified Foreign Investor								
e	Any Others(Specify)								
(e-i)									
(e-ii)									
	Sub Total(A)(2)	0	0	0	0.00	0.00	0	0.00	
	Total Shareholding of Promoter and Promoter Group (A) = (A)(1)+(A)(2)	7	257323	244135	9.71	9.71	0	0.00	
(B)	Public shareholding						N.A	N.A	
1	Institutions								
(a)	Mutual Funds/ UTI								
(b)	Financial Institutions / Banks	7	496	148	0.02	0.02			
(c)	Central Government/ State Government(s)								
(d)	Venture Capital Funds								
(e)	Insurance Companies	5	14769	14472	0.56	0.56			
(f)	Foreign Institutional Investors								
(g)	Foreign Venture Capital Investors								
(h)	Qualified Foreign investor								
(i)	Any Other (specify)								
(i-i)	Foreign Body Corporate	2	812377	14517	30.65	30.65			
(i-ii)									
	Sub-Total (B)(1)	14	827642	29137	31.23	31.23	0	0.00	

CD MANAGEMENT SERVICES (P) LTD.

Registrars

B 2	Non-institutions						N.A	N.A
(a)	Bodies Corporate	71	1090344	806112	41.15	41.15		
(b)	Individuals							
I	Individuals -i. Individual shareholders holding nominal share capital up to Rs 1 lakh	4343	393098	173330	14.83	14.83		
II	ii. Individual shareholders holding nominal share capital in excess of Rs. 1 lakh.	3	75997	20097	2.87	2.87		
(c)	Qualified Foreign Investor							
(d)	Any Other (specify)							
(d-i)	NRI/OCB	28	5463	4277	0.21	0.21		
(d-ii)	Clearing Member							
(d-iii)	Trust	2	133	133	0.00	0.00		
	Sub-Total (B)(2)	4447	1565035	1003949	59.06	59.06	0	0.00
(B)	Total Public Shareholding (B)= (B)(1)+(B)(2)	4461	2392677	1033086	90.29	90.29	0	0.00
	TOTAL (A)+(B)	4468	2650000	1277221	100.00	100.00	0	0.00
(C)	Shares held by Custodians and against which Depository Receipts have been issued							
1	Promoter and Promoter Group							
2	Public							
	Sub-Total (C)	0	0	0	0.00	0.00	0	0.00
	GRAND TOTAL (A)+(B)+(C)	4468	2650000	1277221	100.00	100.00	0	0.00

CB MANAGEMENT SERVICES (P) LTD.


Registrars

SL. No.	Notes

CB MANAGEMENT SERVICES (P) LTD.



Registrar

(14b) Statement showing holding of securities (including shares, warrants, convertible securities) of persons belonging to the category "Promoter and Promoter Group"

Sr. No.	Name of the shareholder	Details of Shares held		Encumbered shares (*)			Details of warrants		Details of convertible securities		Total shares (including underlying shares assuming full conversion of warrants and convertible securities) as a % of diluted share capital
		Number of shares held	As a % of grand total (A)+(B)+(C)	No.	As a percentage	As a % of grand total (A)+(B)+(C) of sub-clause (I)(a)	Number of warrants held	As a % total number of warrants of the same class	Number of convertible securities held	As a % total number of convertible securities of the same class	
(i)	(ii)	(iii)	(iv)	(v)	(vi)=(v)/(iii)*100	(vii)	(viii)	(ix)	(x)	(xi)	(xii)
1	Shaurya Veer Himatsingka	51996	1.96	0	0.00	0.00	0	0.00	0	0.00	1.96
2	Rakesh Himatsingka	10445	0.39	0	0.00	0.00	0	0.00	0	0.00	0.39
3	Anita Himatsingka	133415	5.04	0	0.00	0.00	0	0.00	0	0.00	5.04
4	Maalika Himatsingka	24975	0.94	0	0.00	0.00	0	0.00	0	0.00	0.94
5	Sonal H Modi	36492	1.38	0	0.00	0.00	0	0.00	0	0.00	1.38
TOTAL		257323	9.71		0.00	0.00	0	0.00	0	0.00	9.71

(*) The term "encumbrance" has the same meaning as assigned to it in regulation 28(3) of the SAST Regulations, 2011


CB MANAGEMENT SERVICES (P) LTD.

Registrar

(1)(c)(i) Statement showing holding of securities (including shares, warrants, convertible securities) of persons belonging to the category "Public" and holding more than 1% of the total number of shares

Sr. No.	Name of the shareholder	Number of shares held	Shares as a percentage of total number of shares [i.e., Grand Total (A)+(B)+(C) indicated in Statement at para (D)(a) above]	Details of warrants		Details of convertible securities		Total shares (including underlying shares assuming full conversion of warrants and convertible securities) as a % of diluted share capital
				Number of warrants held	As a % total number of warrants of the same class	Number of convertible securities held	% w.r.t total number of convertible securities of the same class	
1	Oxbow Calcining LLC	812377	30.65	0	0.00	0	0.00	30.65
2	Subhag Mercantile Pvt. Ltd.	289638	10.93	0	0.00	0	0.00	10.93
3	Tower Investment & Trading Co Ltd.	104176	3.93	0	0.00	0	0.00	3.93
4	Kalloi Investments Ltd.	145250	5.48	0	0.00	0	0.00	5.48
5	Goneril Investment & Trading Co. Ltd.	110540	4.17	0	0.00	0	0.00	4.17
6	Jyotsna Investment Co.Ltd.	94680	3.57	0	0.00	0	0.00	3.57
7	Fund Flow Investment & Trading Co Ltd.	111994	4.23	0	0.00	0	0.00	4.23
8	Gulmohur Trading Co Pvt Ltd	100037	3.78	0	0.00	0	0.00	3.78
9	B H Enterprises Pvt.Ltd.	39076	1.48	0	0.00	0	0.00	1.48
10	Vivek Himatsingka	35000	1.32	0	0.00	0	0.00	1.32
TOTAL		1842768	69.54	0	0.00	0	0.00	69.54
	Note: (*) - More than one folio clubbed							


CB MANAGEMENT SERVICES (P) LTD.


Registrar

(1)(c)(ii) Statement showing holding of securities (including shares, warrants, convertible securities) of persons (together with PAC) belonging to the category "Public" and holding more than 5% of the total number of shares of the company

Sr. No.	Name(s) of the shareholder(s) and the Persons Acting in Concert (PAC) with them	Number of shares	Shares as a percentage of total number of shares (i.e., Grand Total (A)+(B)+(C) indicated in Statement at para (I)(a) above)	Details of warrants		Details of convertible securities		Total shares (including underlying shares assuming full conversion of warrants and convertible securities) as a % of diluted share capital
				Number of warrants	As a % total number of warrants of the same class	Number of convertible securities held	% w.r.t total number of convertible securities of the same class	
1	Oxbow Calcining LLC	812377	30.65	0	0.00	0	0.00	30.65
2	Subhag Mercantile Pvt. Ltd.	289638	10.93	0	0.00	0	0.00	10.93
3	Kallol Investments Ltd.	145250	5.48	0	0.00	0	0.00	5.48
TOTAL		1247265	47.06	0	0.00	0	0	47.06
	Note (*) - More than one folio clubbed							

CB MANAGEMENT SERVICES (P) LTD.


Registrars

INDIA CARBON LIMITED

STATUS OF COMPLAINT FOR THE PERIOD 01.04.2014 TO 30.06.2014

	<u>Non receipt of Dividend</u>			<u>Non receipt of share certificate</u>			<u>Non-receipt of Annual Reports etc</u>			<u>Non-receipt of Refund Pay Orders</u>			<u>Others</u>		<u>Total</u>
	From Share-holder	From SEBI	From other Statutory Authorities	From Share-holder	From SEBI	From Share-Holder	From SEBI	From other Statutory Authorities	From Share-holder	From SEBI	From other Statutory Authorities	From SEBI	From other Statutory Authorities		
Pending as on 31.03.2014	NIL	NIL	NIL	NIL	NIL	NIL	NIL	NIL	NIL	NIL	NIL	NIL	NIL	NIL	NIL
Received During the Quarter	NIL	NIL	NIL	NIL	NIL	NIL	NIL	NIL	NIL	NIL	NIL	NIL	NIL	NIL	NIL
Redressed During the Quarter	NIL	NIL	NIL	NIL	NIL	NIL	NIL	NIL	NIL	NIL	NIL	NIL	NIL	NIL	NIL
Pending as on 30.06.2014	NIL	NIL	NIL	NIL	NIL	NIL	NIL	NIL	NIL	NIL	NIL	NIL	NIL	NIL	NIL

CB MANAGEMENT SERVICES (P) LTD.

Registars